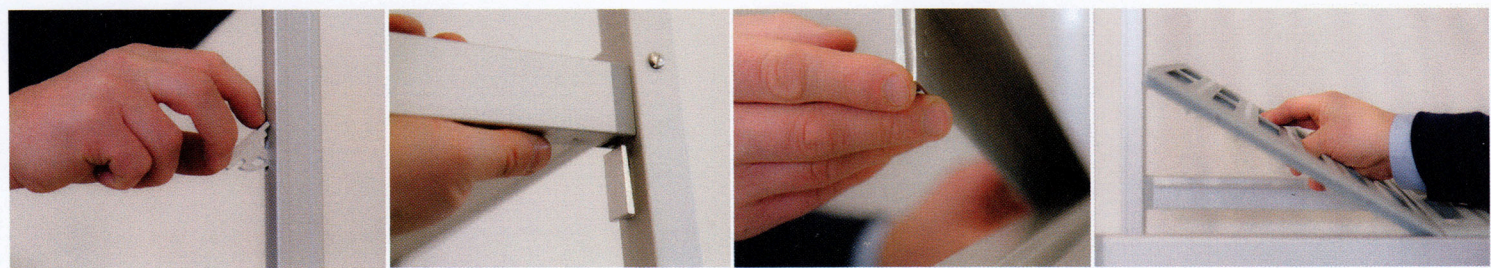


## OPTIMISE YOUR STORAGE

The **Optima** shelf system offers an ideal storing solution for food and pharmaceutical industries. Strong aluminium structure and durable plastic shelves provide an excellent load capacity. A wide range of dimensions and universal connectors offer the possibility to virtually extend the shelves without any limitation. Countless combinations of shelf configuration, from a single rack to L, U or T-shaped extensions allow you to optimise your storage space.



*Aluminum hook*

*Horizontal beam*

*Corner connector*

*Shelf inserts*

### Material

- Decorative anodised aluminum structure
- Durable polypropylene shelf plates and grills
- Hooks made from reinforced aluminum
- Feet and inserts made from high resistant composite material
- Stainless steel corner connectors

### Functional advantages

- Extremely stable, excellent load capacity
- Adjustable shelf level every 150 mm
- Strong aluminum hook supports
- Hidden fixing connections
- Adjustable feet
- Easy removable shelf grills and plates
- Dishwasher proof shelf inserts
- Excellent resistance between  $-40^{\circ}\text{C}$  and  $+80^{\circ}\text{C}$

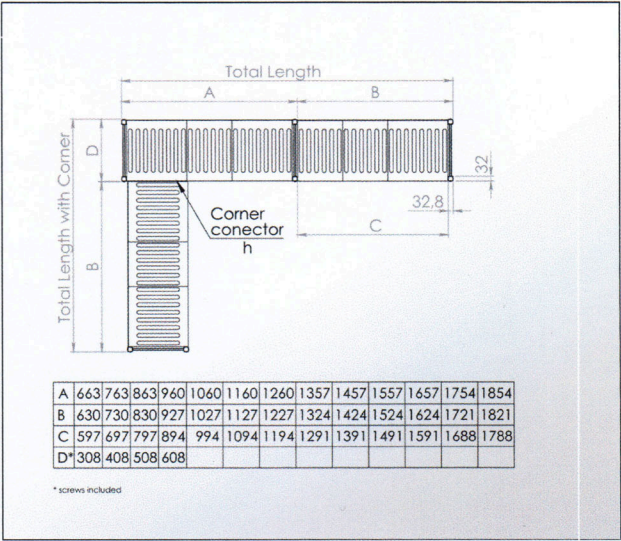


### Application


The **Optima** shelving is designed for coldrooms, cleanrooms, kitchens, laboratories, pharmacies, laundries and stores.



# Hygienic storage solution for coldrooms and cleanrooms



## Shelf inserts



## Standard dimensions

Depths				
mm	300	400	500	600
Heights				
mm	1800	2100	2400	



Loading capacity per shelf level													
Shelf length (mm)	663	763	863	960	1060	1160	1260	1357	1457	1557	1657	1754	1854
Max load/1 level (kg)	280	260	240	210	200	180	160	150	140	130	120	110	100

The values are mentioned for evenly distributed load. Max weight between 2 uprights 900 kg, for corner configuration 600 kg between 2 uprights.









## MOBILE SHELVING SYSTEM

Maximum storage space in a small area.

- unconventional way of arranging warehouse space
- produced on the basis of standard shelving **OPTIMA**
- equipped with casters precisely moving in a specially designed channels
- allows to combine mobile and modular shelving that creates more ergonomic and personalized systems



### Standard dimensions

Depths		
mm	500	600
Height		
mm	1 800	

*Different dimensions available on request.*

Max load capacity between 2 uprights - 600 kg.

Lengths of the shelving and shelves load capacity according to the load capacity table of **OPTIMA** shelving .